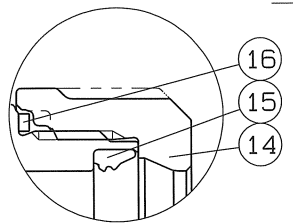
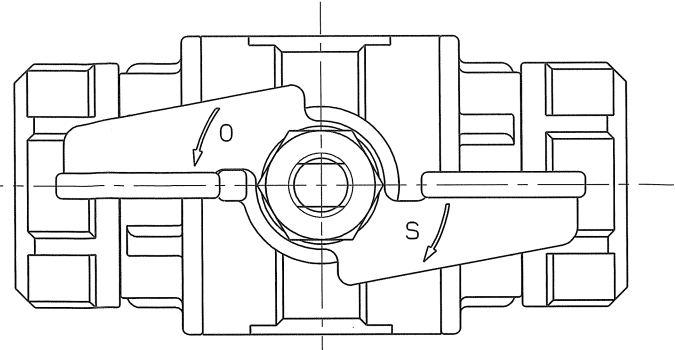


NJSR

SIZE	P	L <sub>1</sub>	L <sub>2</sub>	H	W	D	Q. TY
13 Su	15	83	75	87	60	38	
20 Su	20	95	85	94	80	46.5	

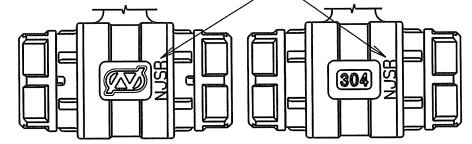


A部詳細図



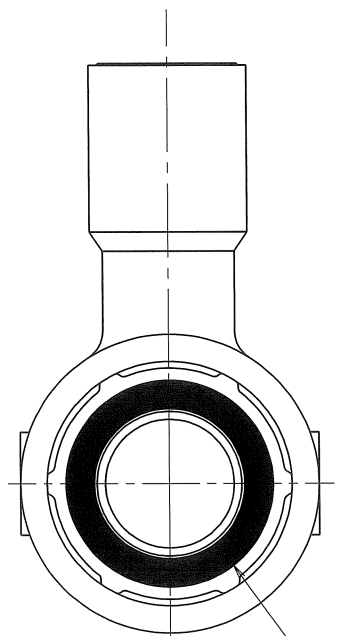
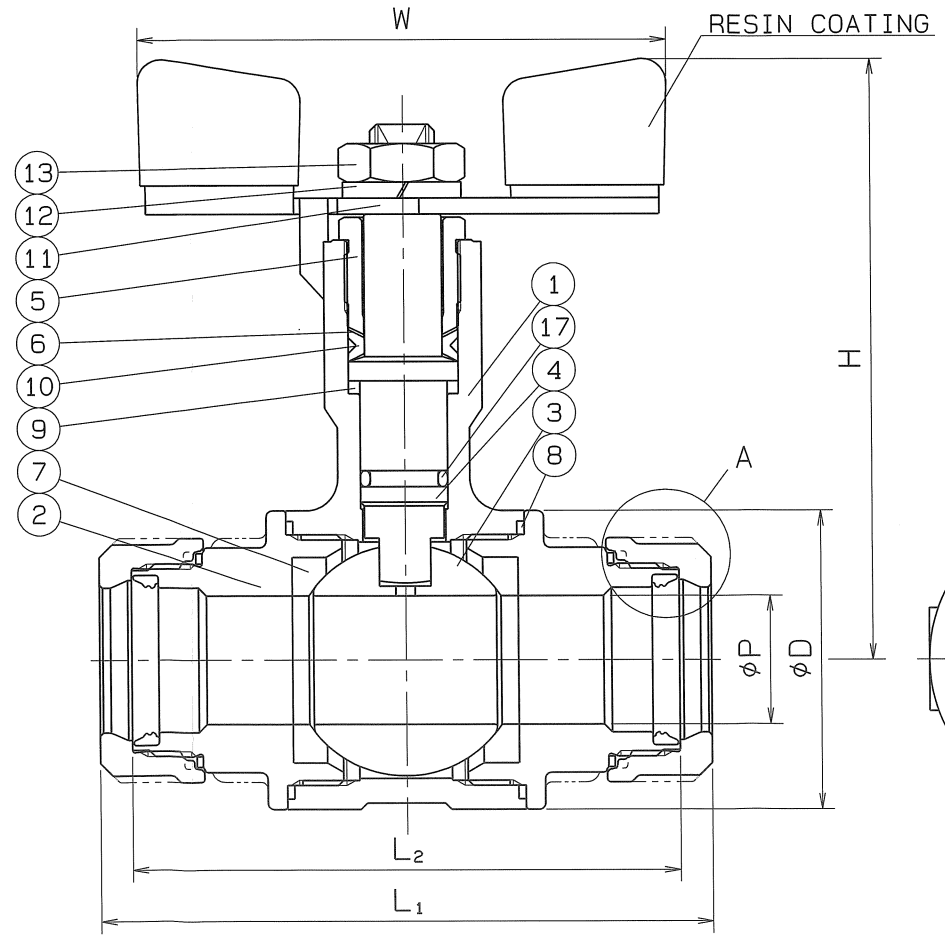
SPEC.		TEST PRESS.	
FLUID		SHELL	HYDRO 3.5 MPa
PRESS.	MAX MPa	SEAT	AIR 0.6 MPa
TEMP.	MAX ℃	AIR	MPa

"NJSR" 赤色スタンプ



外観図

\*MODIFIED P.T.F.E.



ナット 端面赤色スタンプ  
※反対側のナットも同様

No.	NAME OF PARTS	Q. TY	MATERIALS	REMARKS
17	O RING	1	FKM	
16	LOOSE STOPPER	2	SUS 304CSP	
15	RUBBER PACKING	2	SYNTHETIC RUBBER (NJSR)	
14	RATCHET NUT	2	SCS 13	
13	HEXAGON NUT	1	SUS 304	
12	SPRING WASHER	1	SUS 304	
11	HANDLE	1	SUS 304	
10	GLAND PACKING	1	P.T.F.E.	
9	BEARING	1	P.T.F.E.	CARBON FILLED
8	GASKET PACKING	2	P.T.F.E.	
7	BALL SEAT	2	P.T.F.E.	*
6	WASHER	1	SUS 304CSP	
5	GLAND BUSHING	1	SCS 13	
4	STEM	1	SUS 304	
3	BALL DISC	1	SCS 13A	
2	BODY CAP	2	SCS 13	
1	BODY	1	SCS 13	

NAME	NICE JOINT ENDS FULL BORE LONG NECK TYPE MINI BALL VALVES		
TYPE	NJX-220	SIZE	13, 20Su
DWG.No.	XBAMS-0027◇	DATE	NOV. 6. 2023.
THIRD ANGLE PROJECTION METHOD	SCALE		

APPROVED	CHECKED	DESIGNED	DRAWN

O. N. INDUSTRIES LTD.

△		
△		
△		