

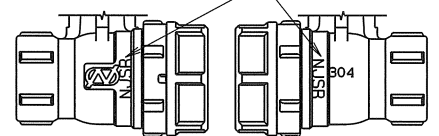
◇ 0E00-SWVBX ON DMO

NJSR

SIZE	PIPE THREADS	P	L	H	W	B	L ₁	D	Q. TY
	d								
13Sux1/2	Rc 1/2	10	69	46	60	30	35	33	
20Sux3/4	Rc 3/4	15	80	50	60	35	40	38	
25Sux1	Rc 1	20	88.5	58	80	40	42.5	47	
30Sux1	Rc 1	20	89.5	58	80	40	42.5	54	

SPEC.			TEST PRESS.	
FLUID			SHELL	HYDRO 3.5 MPa
PRESS.	MAX	MPa	SEAT	AIR 0.6 MPa
TEMP.	MAX	℃	AIR	MPa

"NJSR" 赤色スタンプ



外觀図

PIPE THREADS CONFORM WITH "JIS B 0203"
*MODIFIED P.T.F.E.

15	LOOSE STOPPER	1	SUS 304CSP	
14	RUBBER PACKING	1	SYNTHETIC RUBBER (NJSR)	
13	RATCHET NUT	1	SCS 13	
12	HEXAGON NUT	1	SUS 304	
11	SPRING WASHER	1	SUS 304	
10	HANDLE	1	SUS 304	
9	THRUST BEARING	1	P.T.F.E.	CARBON FILLED
8	THRUST PACKING	1	P.T.F.E.	CARBON FILLED
7	GASKET PACKING	1	P.T.F.E.	
6	BALL SEAT	2	P.T.F.E.	*
5	GLAND	1	SUS 316	
4	STEM	1	SUS 316	
3	BALL DISC	1	SCS 13A	13Su-SUS 304
2	BODY CAP	1	SCS 13	
1	BODY	1	SCS 13	

NAME NICE JOINT AND SCREWED ENDS
MINI BALL VALVES

TYPE NJX-610 SIZE 13~30Su

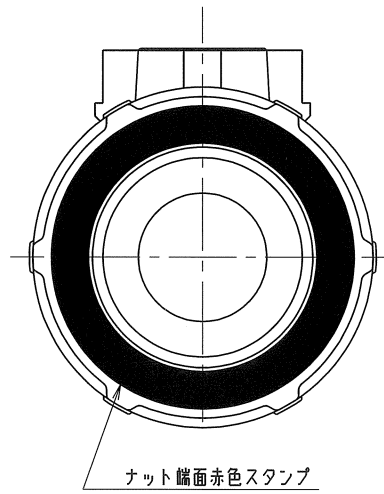
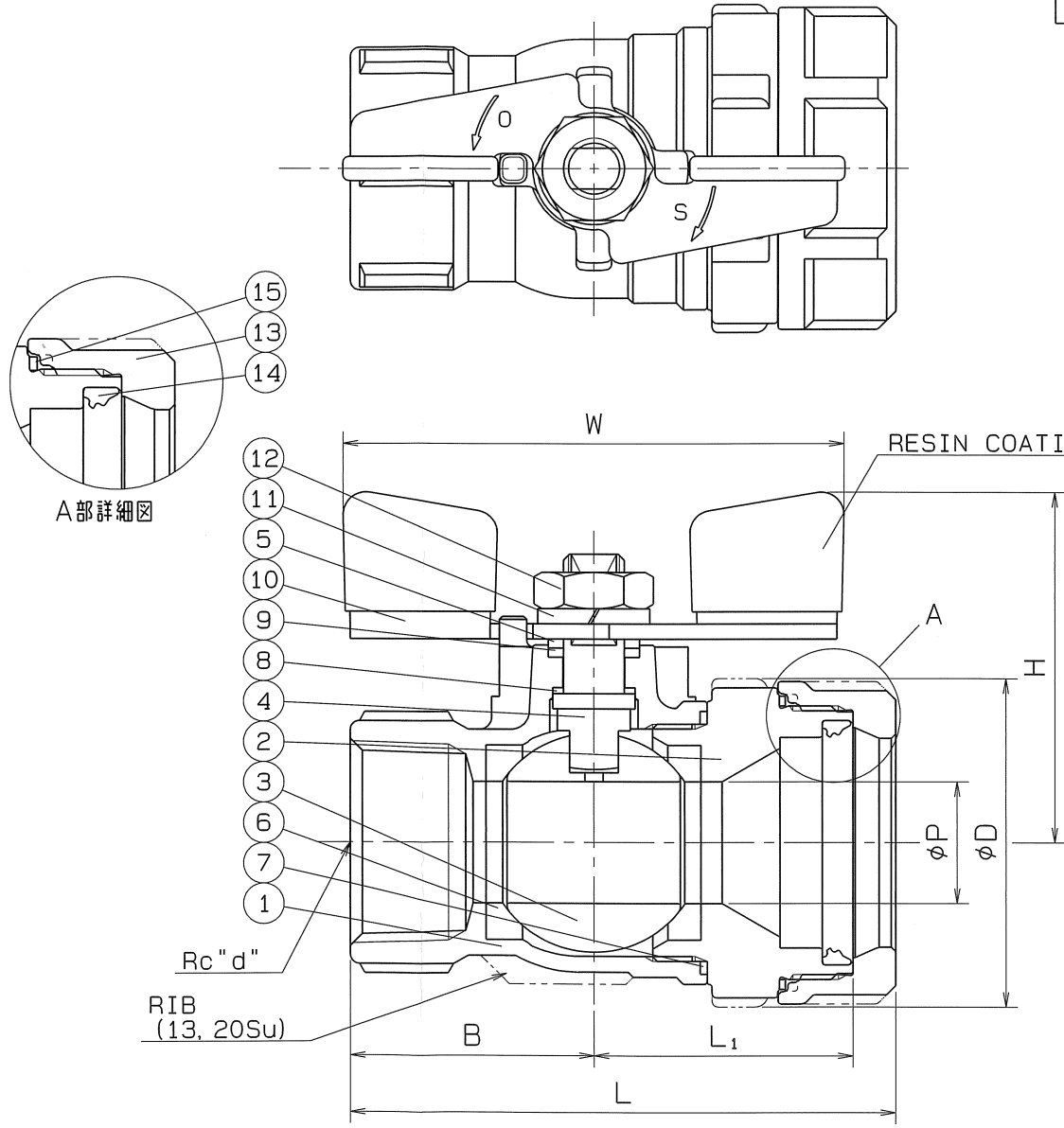
DWG.No. XBAMS-0030 DATE NOV. 6. 2023.

THIRD ANGLE PROJECTION METHOD SCALE :

APPROVED	CHECKED	DESIGNED	DRAWN

O. N. INDUSTRIES LTD.

A
B
C
D
E
F



ナット端面赤色スタンプ

△		
△		
△		